



NOUVEAU CONTOUR®
MASTERS IN MICROPIGMENTATION



Natural results in micropigmentation & microblading

In the past decades, permanent make up has evolved from modest procedure to superior technique.

Nouveau Contour has been the innovator in developing new techniques at the highest standards across the globe.



Natural
results



High quality
equipment,
needles, pigments
& education



Nouveau Contour Headquarter

Nouveau Contour

Leading brand in the industry

The best quality education, high quality equipment, needles and pigments: since 1997 is Nouveau Contour the innovator and knowledge leader in the industry. In all countries where distributed, Nouveau Contour is the leading brand in permanent make-up. The company's global headquarters is located in The Netherlands, in 2009 Nouveau Contour opened its US office in Orlando, Florida.

- Leading brand worldwide
- > 20 years of experience
- Innovator & knowledge leader
- High quality equipment, needles, pigments & education



Nouveau Contour USA




Nouveau Contour Warehouse

The business opportunity you don't want to miss!

An official Nouveau Contour certified Master Specialist can charge between €300-€600 per client, depending upon the type of procedure and your market size. When you complete all Master Classes you can even double your rates. When you take into account that the average cost price is only 5% of the treatment price, a phenomenal profit of 95% is realized. You don't need a calculator to realize that this is a serious amount of revenue you can earn on daily basis! Your complete investment in training, device and products will be earned back within a few clients.

* Compared to a regular salon facial treatment



Treatment price	100%
Cost price	5%
Revenue	95%



Whenever, wherever

High earnings and low costs can make you financially independent. Schedule your work as it suits you best. Start your business with micropigmentation or microblading: gain more income next to your current career, work in your own salon, or work as an independent permanent make up artist in salons of others. Opportunities!



Success is in your hands

By taking the Nouveau Contour hand piece in your hand, you take your own success into your hands. Become a professional. Not just another permanent make-up artist, but a Nouveau Contour Authority.



LET'S CALCULATE



Suppose your average treatment price is €400,-
you work 2 days a week and you perform
2 treatments a day:

Performed treatments per day: 2

Average treatment time: 2 hrs

Average time spent per day: 4 hrs

Total income per day: € 800,-

Total income per week: €1.600,-

Total income per year: €76.800,-*

*Based on 48 weeks a year

Note: income not guaranteed, numbers are based on average figures.

And up!

Should you work 3 days,
perform 3 treatments per day =
€1.200,- per day = €172.800,- per year*

Work 4 days,
4 treatments per day =
€307.200,- per year.*



Before



After

Micropigmentation

Natural, soft or intense: all is possible with micropigmentation, no matter the skin type. Micropigmentation is performed with a refined digital device and 20 needle formations to choose from. The pigment penetrates the skin efficiently, which makes the pigment last longer. Specialized needle formations can create crisp, natural hairstrokes for an amazing result. It is a misconception that a natural result can only be achieved by microblading!

Micropigmentation eyebrow procedures range from individual hair strokes for a very natural look to a shaded powder effect. Permanent eyeliner can give natural eyelash enhancement or even create an elegant smokey eye. Natural lips can get more defined with a basic lipliner whereas full pigmentation gives the lips a luscious 3D effect. Dermapigmentation procedures can be performed perfectly too: alopecia, scar camouflage, breast reconstruction, cleft lip camouflage, scalp pigmentation and more!

MICROPIGMENTATION

- Eyebrows
- Eyebrows hairstroke
- Eyebrows shading
- Ombre eyebrows
- Eyeliners
- Designer, smudgy and dual color eyeliners
- Lip liner
- Full lips
- Soft full lips with contrasting lip line
- Glossy lips

DERMAPIGMENTATIE

- Areola restoration after breast reconstruction
- Areola scar camouflage after breast reduction
- Reconstruction cleft lip
- Camouflage white pigment spots
- Camouflage vitiligo
- Scar camouflage
- Hairlines

The number one
choice from
professionals
worldwide

Micropigmentation & Microblading

Nouveau Contour Master Academy Training

Program: microblading and micropigmentation

Our master educators offer the best available and extensive training program for starters and professionals. Learn the technique which fits you best: get up-to-date and skilled in microblading or get familiar with the extensive possibilities of micropigmentation.

The objective of these procedures is to raise self esteem, self confidence, allow for a more active lifestyle, personal freedom, as well as saving time. The solution when allergic to cosmetics, sensitive to contact lenses, having visual impairments or unsteady hands.


No matter what technique you choose, Nouveau Contour is the best choice!




Microblading

Microblading allows to create crisp, fine lines at optimal depth. It is done using a very fine blade to deposit pigments into the epidermis. Because color is impacted closer to the surface, the strokes appear crisp and very fine. The results: natural looking, hair-like strokes, regardless of the amount of hair present. Fine hairstrokes that fill in thin brows, brows with bald spots, total brow reconstruction and even alopecia.

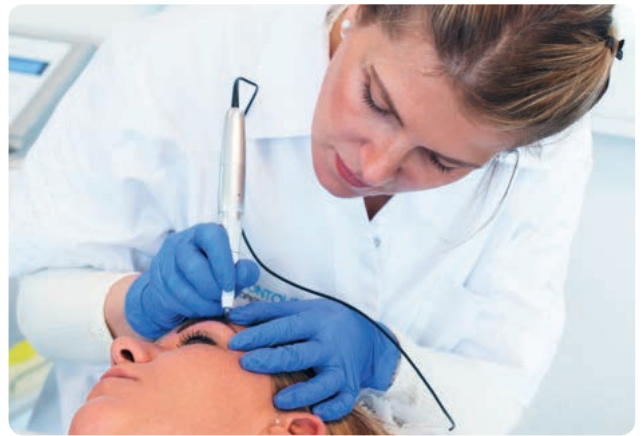

- Eyebrows hairstroke



Before



After



Watch our
video's online



www.youtube.com/nouveaucontour

The best quality education

The only one of its kind in the world of permanent make-up.

Nouveau Contour's global expertise is reflected in renowned Master Academy. With the broad expertise of our International Master Educators we will offer the best available and extensive training program for starters and professionals in permanent make up.

Follow your ambition

Do you desire to become an authority in all facets of permanent make up? Or do you wish to become a pro and specialize in one technique? It is up to you at Nouveau Contour Master Academy. Follow your ambition!

Learn the
technique which
fits you best!

'I'm so happy that I have
chosen Nouveau Contour
for my education.
Just amazing!'



Learn the essentials
and start your career
in micropigmentation
immediatly!



ALLROUND BASIC

ADVANCED TRAINING AFTER ALLROUND BASIC:



CODE 0130 EYES

Code	Training
------	----------

3010	1 day: Wing
------	-------------

3020	1 day: Shadowed / Butterfly
------	-----------------------------

ADVANCED TRAINING AFTER ALLROUND BASIC:



CODE 0140 LIPS

Code	Training
------	----------

4010	1 day: Full Lips
------	------------------

4020	1 day: Glossy Lips
------	--------------------

**CODE 0100
ALLROUND BASIC
4 DAYS**

Code Training

1000 Day 1: Theory

1005 Day 2: Basic Brows

1010 Day 3: Basic Eyeliner

1015 Day 4: Basic Lipliner

ADVANCED TRAINING AFTER ALLROUND BASIC:



**CODE 0110
MICROPIGMENTATION
EYEBROWS**

(with device)

Code Training

2005 1 day: Hairstrokes

2010 1 day: Ombre Brows

**ADVANCED TRAINING AFTER
MICROPIGMENTATION EYEBROWS:**



**CODE 0120
MICROBLADING
EYEBROWS**

(with microblade blade) 2 days / optional. For even more specialization in eyebrows. Only possible after completion Micropigmentation Eyebrows.

Code Training

2500 Day 1: Theory Microblading and practice on pads

2510 Day 2: Practice on model

**BROADEN YOUR KNOWLEDGE WITH
OUR FOCUS CLASSES:**



**6000
FOCUS CLASS**

Code Training

6010 ½ day: Color Knowledge & Pigment Removal

Follow both Micropigmentation Brows and Microblading Brows and earn the title:



GRAND MASTER IN EYEBROWS



ALLROUND BASIC



Will you become an all-rounder?

Make sure you have a general basis!

During the Allround Basic training you will learn the PMU fundamentals of eyebrow, lip and eyeliner. You can immediately start working as a professional micropigmentation specialist. Do you want more depth on a specific subject afterwards? Choose from the follow-up training courses.

- Shaded eyebrows
- Eyeliner (lash enhancement)
- Lipliner
- Needle & pigment knowledge
- Practice training on practice pads
- Practice training on models
- 4 consecutive weekdays

Learn this in our
basic training!

**CODE 0100
ALLROUND BASIC
4 DAYS**

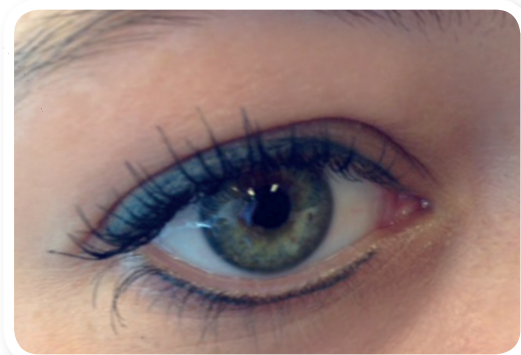
Code	Training
------	----------

1000	Day 1: Theory
------	---------------

1005	Day 2: Basic Brows
------	--------------------

1010	Day 3: Basic Eyeliner
------	-----------------------

1015	Day 4: Basic Lipliner
------	-----------------------



1005 Basic Brows


Eyebrows give a face expression: how do you determine which shape suits your client? How do you build a PMU eyebrow for a result that looks natural? During Basic Brows, you develop fundamental knowledge for the micropigmentation of eyebrows.

1010 Basic Eyeliner

Expressive eyes is something all women want. A simple line above or below - or both - gives just that little bit extra. In the Basic Eyeliner class, you will learn how to create an intense glance and maintain a natural result. But also how to apply subtle corrections to camouflage, for example, differences in eye shape or size.

1015 Basic Lipliner

In makeup, lips are a trend. And with that, PMU of the lips is also on the rise. Small corrections in lip form often make a big difference in the face. Subtle defined lips give a more youthful appearance. A bit more accentuated lips create the effect of always perfect lipstick. You learn all the ins and outs in the basic training lips.



Go straight after
your goal and learn
everything about the most
popular procedure in
permanent make up.



MASTER IN EYEBROW

ADVANCED TRAINING AFTER MICROPIGMENTATION EYEBROWS:



CODE 0130 EYES

Code	Training
1010	1 day: Basic Eyeliner
3010	1 day: Wing
3020	1 day: Shadowed / Butterfly

ADVANCED TRAINING AFTER MICROPIGMENTATION EYEBROWS:



CODE 0140 LIPS

Code	Training
1015	1 day: Basic Lipliner
4010	1 day: Full Lips
4020	1 day: Glossy Lips

CODE 0200
MICROPIGMENTATION
EYEBROWS - 4 DAYS

(with device)

Code Training

1000 Day 1: Theory

1005 Day 2: Basic Brows

2005 Day 3: Hairstrokes

2010 Day 4: Ombre Brows

ADVANCED TRAINING AFTER
MICROPIGMENTATION EYEBROWS:



CODE 0120
MICROBLADING
EYEBROWS

(with microblade blade) 2 days / optional. For even more specialization in eyebrows. Only possible after completion Micropigmentation Eyebrows.

Code Training

2500 Day 1: Theory Microblading
and practice on pads

2510 Day 2: Practice on model

BROADEN YOUR KNOWLEDGE WITH
OUR FOCUS CLASSES:



6000
FOCUS CLASS

Code Training

6010 ½ day: Color Knowledge &
Pigment Removal

Follow both Micropigmentation Brows and
Microblading Brows and earn the title:



GRAND MASTER IN EYEBROWS



MASTER IN EYEBROW



Do you want to specialize in perfect eyebrows?

Go straight to your goal and learn the latest techniques in eyebrow pmu. During the Master in Eyebrow training you will learn all the new techniques and developments in eyebrow pmu. Once completed, you can sign up to the Microblading brows training. Do you want to expand with other disciplines afterwards? Choose from the follow-up training courses.

- Natural shaded brows
- 3D Hairstroke brows
- Advanced brow techniques
- Brow Symmetry
- Needle & pigment knowledge
- Practice training on practice pads
- Practice training on models
- 3 days

'Micropigmentation
is the preferred
choice of professionals
worldwide'

**CODE 0200
MICROPIGMENTATION
EYEBROWS - 4 DAYS**

(with device)

Code Training

1000 Day 1: Theory

1005 Day 2: Basic Brows

2005 Day 3: Hairstrokes



1005 Basic Brows

Eyebrows give a face expression: how do you determine which shape suits your client? How do you build a PMU eyebrow for a result that looks natural? During Basic Brows, you develop fundamental knowledge for the micropigmentation of eyebrows.

2005 Hairstrokes

Create beautiful, natural eyebrows for your customers that are indistinguishable from the real thing. Create natural eyebrows using special needle formations and 3D hairstroke techniques. Learn how to give a face the right symmetry with the right eyebrow shape. Learn to work with all needles that are suitable for advanced eyebrow techniques.

2010 Ombre Brows

Perfectly shaped lines in one or two colors blend beautifully together for a soft, natural eyebrow. This technique can be applied to a wide variety of skin types and is a perfect alternative to hairstroke eyebrows, without compromising on natural results. You learn everything about blending and fading multiple colors without transition and the gradual blurring techniques for a soft, natural result.

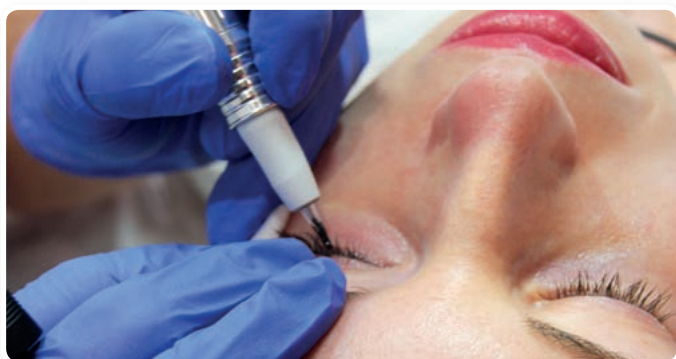


FOLLOW-UP TRAINING:



MASTER CLASSES

- **0120 Microblading Eyebrows**
- **0130 Eyes**
 - 3010 Wing
 - 3020 Shadowed Butterfly
- **0140 Lips**
 - 4010 Full Lips
 - 4020 Glossy Lips
- **7000 Dermapigmentation**
 - 7010 Areola pigmentation after breastcancer
 - 7020 Cosmetic areola pigmentation & scar camouflage
 - 7030 3D Hairline pigmentation



After completion of the Allround Basic training or the Master in Eyebrow training you can increase your knowledge by signing up for one of the follow-up trainings in lips, eyes or eyebrows pmu. Microblading and dermapigmentation are also possible.

ADVANCED TRAINING AFTER MICROPIGMENTATION EYEBROWS:



CODE 0120 MICROBLADING EYEBROWS

(with microblade blade) 2 days / optional. For even more specialization in eyebrows. Only possible after completion Micropigmentation Eyebrows.

Code Training

2500 **Day 1:** Theory Microblading and practice on pads

2510 **Day 2:** Practice on model


Follow both Micropigmentation Brows and Microblading Brows and earn the title:



GRAND MASTER IN EYEBROWS

Microblading is the latest trend in permanent cosmetics. Learn THE eyebrow procedure for crisp, fine lines for a guaranteed natural result.

- 3D Hairstroke brows
- Advanced brow techniques
- Brow Symmetry
- Blade & pigment knowledge
- Practice training on practice pads
- Practice training on models
- 2 days
- Home study





CODE 0130 EYES

Code	Training
------	----------

3010	1 day: Wing
------	-------------

3020	1 day: Shadowed Butterfly
------	---------------------------

All eyes on eyes! Underline one's natural beauty and get totally skilled on micropigmentation eyes procedures.

- Wing technique
- Butterfly technique
- Eyeshadow
- Color- layering and shading
- Needle & pigment knowledge
- Practice training on practice pads
- Practice training on models
- 2 days

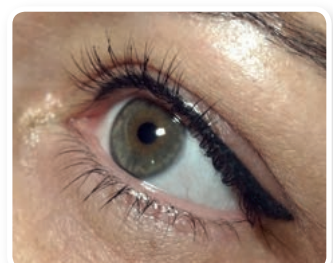
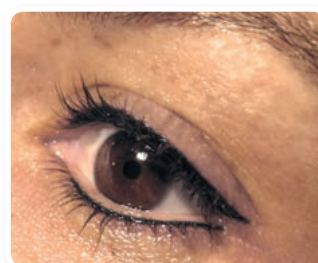
3010 Wing

A tight wing eyeliner gives eyes that little bit extra!

How do you create a tight, symmetrical wing? How do you give the eyes an optical lift? And how do you accentuate the eye color of your customer by using duotone colors?

3020 Shadowed Butterfly

Create subtle smokey eyes effect with this revolutionary micropigmentation technique. In the one day Elegant Eyeshadow Master Class teaches you how to select the needles, the perfect pigment combinations and the unique technique to achieve subtle, elegant effects.





CODE 0140 LIPS

Code Training

4010 1 day: Full Lips

4020 1 day: Glossy Lips

Lips to kiss! Get to know all the ins and outs of the beautiful results that can be achieved with micropigmentation.


- Full lips
- Glossy lips
- Color- layering and shading
- Needle & pigment knowledge
- Practice training on practice pads
- Practice training on models
- 2 days

4010 Full Lips

Discover the correct use of color combinations, needle configurations and lip techniques for achieving excellent results with just one treatment. Learn how to work with all suitable needles for advanced lip techniques.

4020 Glossy Lips

Glossy Lips is the latest technique for shiny, sensuous lips. Learn to determine the right pigment combinations, the choice of the correct needles and the pigmentation according to the various techniques for a great result.





7000 DERMAPIGMENTATION

Code Training

7010 **1 day:** Areola Pigmentation after breastcancer

7020 **1 day:** Cosmetic areola pigmentation & scar camouflage

7030 **1 day:** 3D Hairline pigmentation

Make the difference for your client! Complete the work of surgeons with the latest 3D dermapigmentation techniques.

- 3D areola pigmentation after breast reconstruction
- Scar Camouflage
- Color- layering and shading
- Needle & pigment knowledge
- Practice training on practice pads
- Practice training on models*

*Depending on availability of models, otherwise there will be practiced on real pig skin

7010 Areola Pigmentation after breastcancer

After breast reconstruction many women choose to have micropigmentation to re-create the nipple and areola. The purpose of the procedure is to cosmetically improve the appearance of the areola and nipple. With a unique technique you learn how to create the illusion of a 3-D nipple and areola complex.



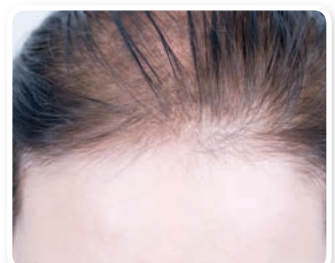
7020 Cosmetic areola pigmentation & scar camouflage

This class is all about the cosmetic improvement of the areola. The client experiences the areola being too pale, without definition, too small or asymmetrical. Dermapigmentation can achieve a balanced shape, even desired color and clarity.



7030 3D Hairline pigmentation

Hair loss or a receding hairline can be camouflaged with 3D Hairline pigmentation. In case of hair loss, the view of the scalp is filled in for a fuller appearance and a receding hairline can be shifted. An optical illusion that gives both men and women much more self-confidence!



FOLLOW-UP TRAINING:

FOCUS CLASSES



6000
FOCUS CLASS

Code Training

6010 ½ day: Color Knowledge & Pigment Removal

After completing the Allround Basic Training or the Master in Eyebrow training you can increase your knowledge by signing up for one of the Nouveau Contour Focus Classes. Focus classes are supported training days that contribute to your success as a micropigmentation specialist.

6010 Color Knowledge, Pigment Removal

Color Knowledge

You will learn all about the background of pigments and colors. How pigments are build up, the effect of pigments in the skin and which aspects are of influence of the color. Also you learn how to mix pigments to create new colors in order to match your clients' needs.

Pigment Removal

Learn how to remove unwanted pigment from the skin in a natural way, without harmful effects on the skin. For both new pigment and pigments which are in the skin for years.



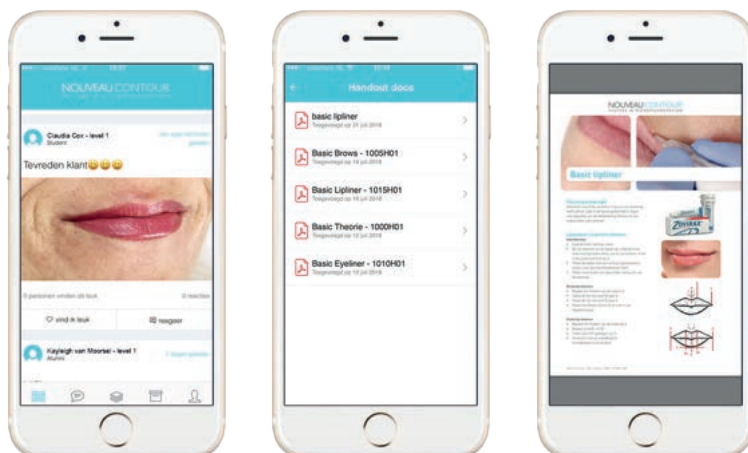




Nouveau Contour Connect



Exclusively for Nouveau Contour students & former students



Nouveau Contour students and former students (alumni) have the privilege to benefit from the new Nouveau Contour Connect app! A musthave app to stay connected with fellow students, alumni and trainers on a daily basis.

Share your results, reach milestones and find answers to your questions. Ask for feedback, get advice and technical support from our Master Educators. Make your work easier, have all the fundamental PMU information such as pigment info, the Color Identification System, training handouts and technical video's at hand in the Nouveau Contour Connect App. Get connected!

The Nouveau Contour Connect App is suitable for all iOS and Android devices.

Get connected!



Nouveau Contour Equipment.
The highest and safety quality.
Guaranteed!





The intelligent choice for micropigmentation & dermapigmentation

DIMENSIONS
253 MM X 133 MM
X 168 MM

WEIGHT
1,5 KG

PRESETS
4

**NEEDLE
FORMATIONS**
21

SPEED
150

DIGI DIGITAL

The minimalistic design is striking. The stainless steel cover and smooth touch screen are modern, hygienic and efficient. The iQ combines proven technology with a state-of-the-art look. With 70-150 needle insertions per second, iQ is ultra-precise. This makes iQ suitable for micropigmentation and medical applications such as scar camouflage, areola reconstruction, skin re-pigmentation and other procedures. There are four pre-programmed settings for eyebrows, eyes, lips or dermapigmentation. The iQ automatically sets the needle pressure and needle frequency. During pigmentation, the iQ handpiece constantly measures the skin resistance and automatically adjusts the needle frequency and needle pressure for optimal and even pigmentation. The right balance ensures the best results and precise pigmentation.

The LCD touch screen display shows the selected treatment and needle speed. There are 21 needle formations available for iQ.

NOUVEAU CONTOUR®


150

Hz



RUN

smart





**Be clever,
choose SMART!**



DIMENSIONS
185 MM X 205 MM X
125 MM



WEIGHT
680 GR



DIGITAL



**NEEDLE
FORMATIONS**
21



SPEED
150

Nouveau Contour SMART. The smart choice for all micropigmentation procedures.

A compact device with easy operation and an excellent price/quality ratio. Design and functionality are united in a modern, hygienic and efficient look. The SMART is a premium class device that offers you more mobility due its compact dimensions. With 70-150 needle insertions per second and 19 needle formations to choose from, this small but powerful device is ultra precise. Which makes Nouveau Contour SMART a clever choice for all micropigmentation procedures, such as eyebrows, eyeliners and lips.

Be clever, choose Nouveau Contour SMART!



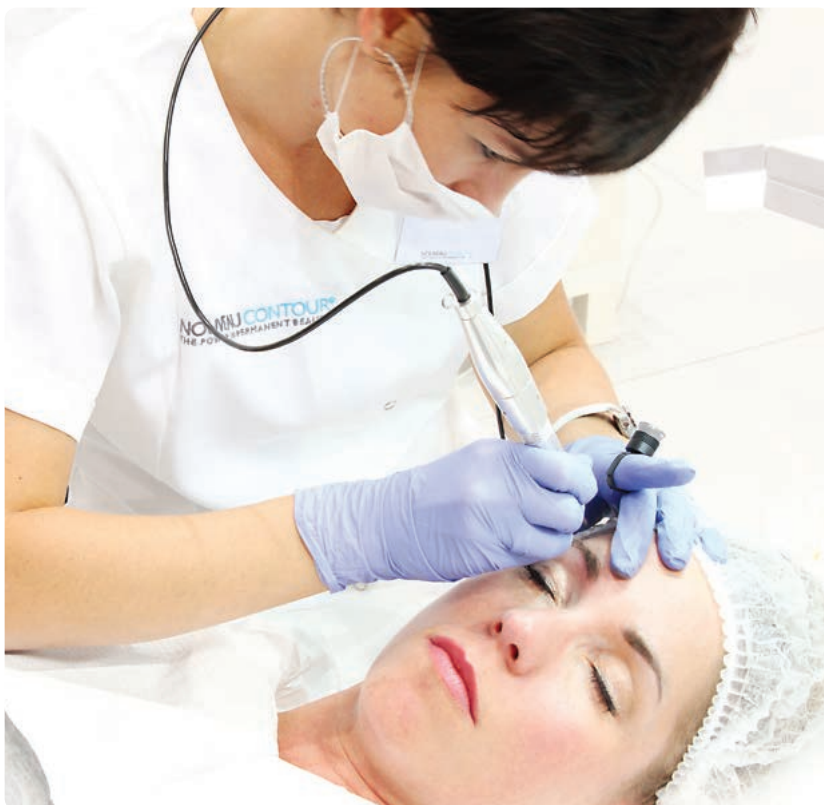
WEIGHT
79 G



**NEEDLE
FORMATIONS**
21

Safety hand piece

The Nouveau Contour SMART and iQ are both delivered with the Safety handpiece on which the patented Safety needle modules are attached. The moment you hold the hand piece, you feel the quality difference. It feels more stable than any other hand piece. The needle depth can be set by means of the unique 'Easy-Turn Depth' system. To accurately adjust the needle length, simply turn the hand ring setting ring. The needle length is set in fractions of millimeters, tailored to the skin type and treatment technique you apply. The handpiece is made of cast aluminum, does not get warm and is extremely light for comfortable working.



'I love Nouveau Contour
devices... The best in
the business.'



Safety needles



The safety needles fit on the standard safety hand piece. For the protection of both the technician and the client, the Nouveau Contour Needle Cartridge System works unlike anything on the market today. The needle and the needle "tube" are integrated in one disposable cartridge system. Internal diaphragms halt and prevent fluid and airborne contaminants from entering the hand piece, which is therefore completely independent of the disposable cartridge and void of any possibility of cross-contamination. When the cartridge is detached from the hand piece the needle automatically retracts back into the cartridge, preventing an accidental "stick" to the technician, or client.

Available in 21 different needle formations.

1-point nano NT	•	3-point micro	••	5-point shader	••••
1-point nano 0,20 mm	•	3-point power	•••	5-point power	••••
1-point nano 0,25 mm	•	3-point sloped		DB 5-point shader	
1-point micro	•	DB 3-point sloped		5-point sloped	
1-point liner	•	4-point flat	••••	7-point round	•••••
3-point liner	•••	5-point round	••••	7-point power	•••••
3-point outline	•••	5-point magnum	•••••	9-point magnum	•••••••




CIS
Color Match

EYES

- 150 BLACK IS BLACK
- 152 GREY BLACK
- 156 BROWN TAUPE
- 158 LIGHT SILVER PEARL
- 160 GREY IS GREY
- 162 ALMOST GREY
- 164 FERN GREEN
- 168 OLIVE
- 170 LASH GREEN/BLACK
- 172 ALMOST BLUE
- 174 ROYAL BLUE
- 176 BLUE IS BLUE
- 178 DARK PURPLE

BROWS



CAMO

- 401 CAMO A
- 403 CAMO B
- 405 CAMO C
- 407 CAMO D
- 409 CAMO E

AREOLA

- 502 AREOLA 1
- 504 AREOLA 2
- 506 AREOLA 3
- 508 AREOLA 4
- 510 AREOLA 5
- 512 AREOLA 6

LIPS

- 700 CLASSIC RED
- 702 PEACH RED
- 704 RUBINE RED
- 706 RED LOVE
- 708 SPICY RED
- 710 SWEET ORANGE
- 712 SALMON PINK
- 714 CORAL RED
- 716 BLUSH RED
- 718 WINE RED
- 720 DELICATE RED
- 722 PRETTY PINK
- 724 PEARL RED

CORRECT

- 601 LIGHT RED OUT
- 603 PURPLE OUT
- 605 LILAC OUT
- 607 DARK RED OUT
- 609 BLUE OUT

Pigments

Highest Quality

Nouveau Contour Pigments are manufactured under the same rigorous standards as its equipment. Stringent quality control procedures guarantee only the best, highest quality colorants are used. All pigments are assessed for their chemical composition, microbiological contaminations, chemical structure, crystal form, color intensity, granular density, colorfastness and purity. For a long lasting result, color density and color retention are key.

Nouveau Contour uses a special manufacturing procedure to achieve a highly concentrated pigment color. The color palette of 66 colors is composed to achieve natural and long lasting results. In regards to the transparent plastic bottles, the actual color is clearly visible. Moreover, the bottles have a dosing system that allows you to dose better, more accurately and without spilling pigment.

Color Identification System (CIS)

Nouveau Contour's unique Color Identification System simplifies the complexity of color theory, making it easy to choose the correct pigment for each procedure and every skin type. All of the relevant information is available for each pigment color, providing technicians with added confidence in the color outcome of the skin.



The Color Identification System shows a detailed description and information on:


- Clear description of pigment color
- Purposes of pigment
- Undertone of pigment: warm, cool or neutral
- For which Skin Type Category the pigment is suitable
- Which hair color type the pigments fits
- Advice which pigment to add to make a color darker or lighter
- Cross-reference other colors to make a color warmer or cooler

At our website
www.nouveaucontour.com
you can find the
complete information
and color charts of
the pigments.




NOUVEAU CONTOUR®
THE POWER IN PERMANENT BEAUTY

Accessories



Nouveau Contour offers a wide range of accessories to make the assortment complete, from pigment cups to after treatment cream and informed consent to after care instructions. Not only the accessories you need for performing micropigmentation, but also promotional materials like consumer leaflets, posters, appointment cards, gift certificates and many more. All materials are offered in the luxury Nouveau Contour style.

With Nouveau Contour your clients know you stand for quality and professionalism down to the smallest detail.





Success is in your hands Sign up now!



FREE

consumables during training

The Nouveau Contour Master Academy is taught on your own Nouveau Contour device. During the training you can make use of necessary materials such as needles and pigments free of charge.



Nouveau Contour exclusive

The Nouveau Contour Academy is based on Nouveau Contour devices and material. It is therefore only allowed to participate in the Nouveau Contour Master Academy if you are in possession of a Nouveau Contour device, newly purchased at Nouveau Contour at the start of the Allround Basic Training.



Location

The Nouveau Contour Master Academy is located in Weert (North-Limburg). In our modern training centrum we facilitate you with professional equipped training rooms, free WiFi and television.



Direct Start Package

Upon completion of the Allround Basic Training, the Master Classes and Focus Classes you can start immediately and perform treatments. You obviously need products for this. We have put together various Starter Sets for all training courses. Inquire about the possibilities.





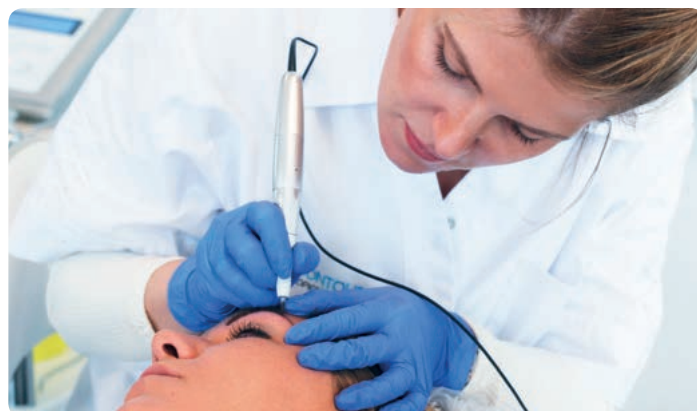
Training dates

Fixed dates for Fundamental training. Other classes in consultation.



Training hours

The training start at 09.30h and ends at 17.00h at the latest. This also includes a fully catered lunch, as well as a short morning and afternoon break. Half-day training sessions are from 9:30 am to 12:30 pm or from 1:30 pm to 4:00 pm at the latest.





Maximal development possibilities

Our classes consist of small groups of students, with a lot of attention and time for each participant. Therefore we can ensure you that all students are able to develop as good as possible.



Lunch included

We have fresh brewed coffee and tea every morning, continental lunch (one day training days) and snacks in addition to that are available to you all day and complimentary.



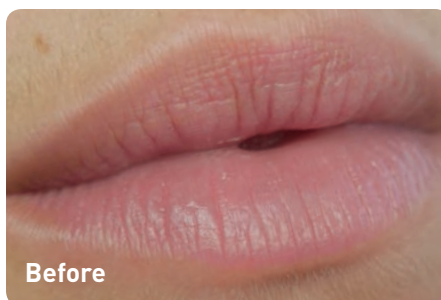
Camera

Please bring your camera. The taking of before and after pictures of your models is standard procedure for a professional technician and an integral part of the Client Waiver forms.



Models

For the best training experience possible, Nouveau Contour attempts to provide models for your procedures. Model attendance is not guaranteed by the academy. On occasion we run into problems with models not showing up as agreed. You will then work on practice heads and pads.



More information

This brochure gives you a general impression of the possibilities that Nouveau Contour offers.

On our website www.nouveaucontour.com you will find detailed information about all aspects of micropigmentation and microblading.

To reserve

Do you want more information without obligation or do you want to reserve your trainings? Please contact our sales team on telephone number +3188 - 515 5810 or by mail export@nouveaucontour.com.

Please note, our training
courses are fully booked.
So reserve on time!



Take the next step and earn 4x more!

We would like to invite you for an introduction at the head office of Nouveau Contour or a Discovery Day near you to give you the full explaining the training courses, products and provide answers to all questions, including personal advice tailored to your needs. Moreover, you can take the opportunity to make your own micropigmentation to perform on exercise pads. Of course, this introduction or participation in Discovery Day is free and without obligations. Visit www.nouveaucontour.com for the available dates and possibilities.



LET'S CALCULATE



Suppose your average treatment price is €400,- you work 2 days a week and you perform 2 treatments a day:

Performed treatments per day:	2
Average treatment time:	2 hrs
Average time spent per day:	4 hrs
Total income per day:	€ 800,-
Total income per week:	€1.600,-
Total income per year:	€76.800,-*

20
CELEBRATING
YEARS OF
NOUVEAU CONTOUR®
MASTERS IN MICROPIGMENTATION

**The highest quality
equipment, needles,
pigments & education**



#1

brand in all
countries where
distributed!

**Nouveau Contour Headquarters**

Burgemeesterlaan 2 | 6002 EG Weert | The Netherlands

P. +31 88 - 51 55 810 | **E.** info@nouveaucontour.com | **www.nouveaucontour.com**

© Copyright 2019 Nouveau Contour BV. Nothing in this publication may be reproduced by printing, photocopying, microfilm or in any manner whatsoever without the written permission of the publisher. Nouveau Contour devotes the utmost attention to the correctness of the information contained in this catalogue. It is impossible, however, to completely exclude mistakes. The information is subject to any typing errors or typesetting errors. any colours displayed may deviate from the original colour due to typographical reasons.